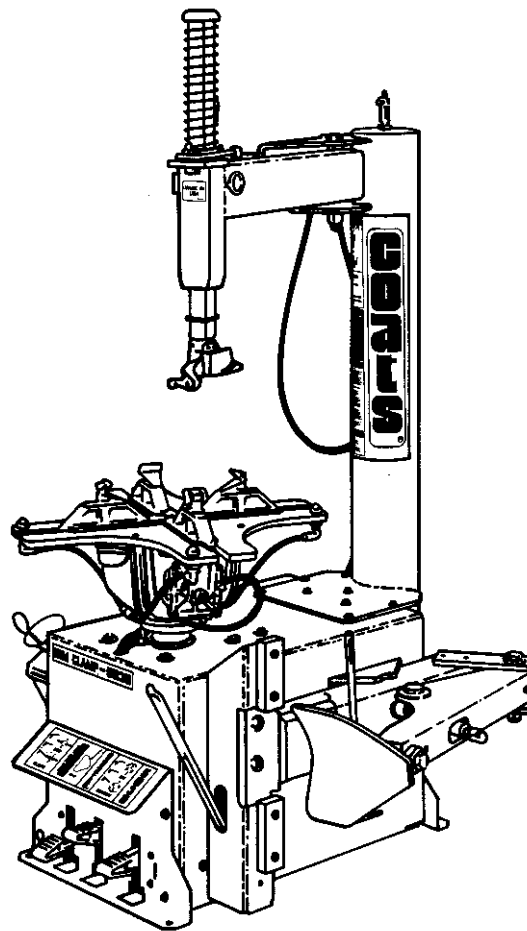


COATS®

5030 A/E Tire Changer

For servicing single piece automotive and most light truck tire/wheel assemblies

PANZITTA SALES & SERVICE
72 George Avenue
Wilkes-Barre, PA 18705
570-822-6720 800-822-6720
www.panzittasales.com



Parts Identification

READ these instructions before placing unit in service KEEP these and other materials delivered with the unit in a binder near the machine for ease of reference by supervisors and operators.

HENNESSY INDUSTRIES, INC.

1601 J. P. Hennessy Drive, LaVergne, TN USA 37086-3565 615/641-7533 800/688-6359

HENNESSY INDUSTRIES INC. Manufacturer of AMMCO®, COATS® and BADA® Automotive Service Equipment and Tools.

Manual Part No.: 8182903 12

Revision: 02/99

Parts Identification

Table of Contents

Parts List	3 - 5
Tire Changer Exploded View6
Air Motor Model7
Electric Motor Model8
Wiring Diagrams9
Notes	10 - 11

PANZITTA SALES & SERVICE
72 George Avenue
Wilkes-Barre, PA 18705
570-822-6720 800-822-6720
www.panzittasales.com

Hennessy Industries, Inc.
1601 J.P. Hennessy Drive
LaVergne, TN 37086-3565
(615) 641-7533 or (800) 688-6359
www.ammcoats.com

For additional tire, wheel, and/or inflation information contact the following:

Rubber Manufacturers Association
1400 K Street N. W.
Washington, DC 20005
(202) 682-4800
www.rma.com

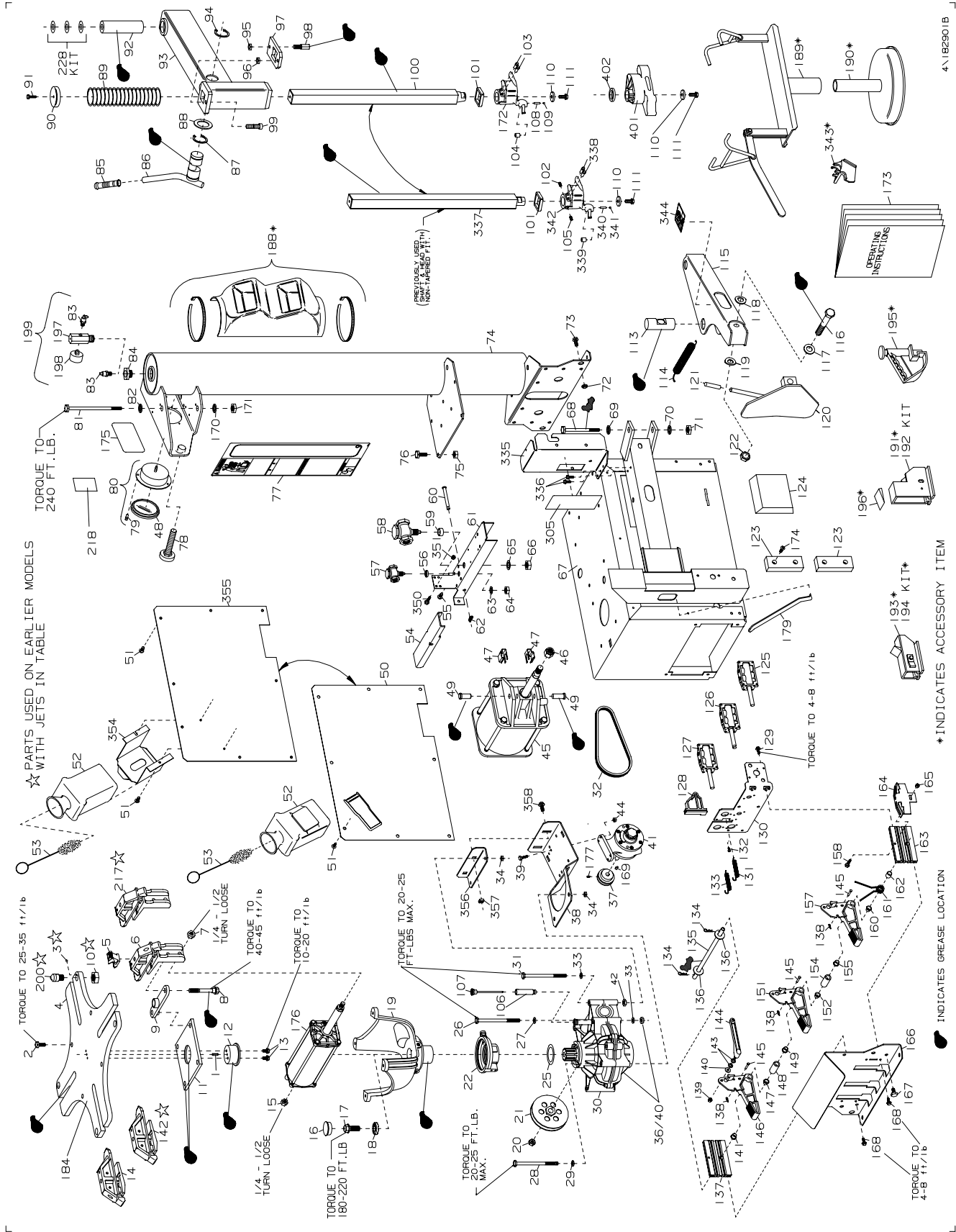
Tire Guides, Inc.
The Tire Information Center
1101-6 South Rogers Circle
Boca Raton, FL 33487-2795
(561) 997-9229
www.tireguides.com

Ref	Part #	Description	Ref	Part #	Description	Ref	Part #	Description
1	8183476	Ø1/4" x 3/4" Roll Pin	44	8181369	1/4-20 Nylon Insert Lock Nut Gr5	83	8182599	Safety Valve
2	8181929	Skt. Hd. Cap Scr., 3/8-16 x 1", Gr.8	45	8183325	7" Bead Loosener Cylinder Assbly	84	8101312	Reducer Bushing 3/4 x 1/4 NPT
3	8182025	Ø1/4" Steel Ball	46	8182016	3/4"-10 Gr.5 Nylon Insert Lock Nut	85	8100979	Handle Grip, Black Flex 3/4 I.D.
2	8181704	Table Top Plate	47	8181912	Clip, Clevis	86	8181082	Lock Handle/Lift Cam W/C
5	8181677	Rim Clamp	48	8107517	Gauge Lens, Screw On	87	8181095	1-5/8 Snap Ring
6	8182662	Carrier/Cover - Cylinder End	49	8181949	Clevis Pin-5/8 x 1-3/8	88	8182371	Wave Washer, 1-5/8 Dia.
7	8101039	Nut - Lock, 1/2", Gr.5	50	8182554	Side Cover Panel	89	8182028	Spring-Vertical Slide
8	8181904	Link Bolt - Table Top	51	8106301	1/4" H.H. Self Tap Scr., Gr.5	90	8181771	Knob-Vertical Slide
9	8181734	Pivot Plate W/C	52	8106259	Lube Bottle (Red)	91	8182029	5/16-1 x 1-1/2 BH Soc Cap Scr, Gr.8
10	8182083	3/4-16 Gr5 Nyl Ins Jam Nut	53	8182876	Lube Bottle (Black)	92	8181038	Pivot Pin-Swing Arm
11	8181731	Pivot Plate - Table Top	54	8000491	Lube Applicator	93	8182577	Swing Arm (Red)
12	8181733	Pivot Block	55	8181933	Pedal Inflation	94	8181095	1-5/8 Snap Ring
13	8183452	Flange Whiz-lock Scr., 5/16-18 x 5/8"	56	8102459	3/8" Self Tap Screw Gr.5	95	8181113	1/2"-13 Jam Nut Gr.5
14	8182661	Carrier/Cover - Clamp	57	8104673	Bushing (1/4" Valve)	96	8181113	1/2"-13 Jam Nut Gr.5
15	8101039	Nut - Lock, 1/2", Gr.5	58	8104600	1/4" Valve Comp.	97	8181788	Lock Plate
16	8182627	Ø1-5/8" Cap Plug	59	8106298	3/4" Valve Ported 1/4"-18 NPT	98	8181035	Lift Pin-Lock Plate
17	8181742	16MM x 40mm Hex Head Bolt Gr.10.9	60	8104674	Bushing (3/4" Valve)	99	8181740	SHCS 1/2-13 x 1-3/4, Gr.5
18	8182979	Washer - Molded, Ø16mm	61	8180103	3/8 x 3-1/4 Clevis Pin	100	8182767	Vertical Slide Shaft
19	8181990	Spider Assembly	62	8181932	Inflation Brkt.	101	8182031	Bumper-Rubber
20	8182162	Nut - Hex, 12MM, Gr.8.8	63	8104707	Hitch Pin Retainer	102	8130026	3/8 x 1/2 Soc HD Set Screw Gr8
21	8181658	Pulley-Transmission	64	8104613	5/8" Ext. Tooth Lock Washer	103	8182318	Spring, Compression
22	8182619	Rotary Coupling Assembly	65	8104611	5/8" N.F. Jam Nut Gr.5	104	8182787	Roller .562 Diameter x .515 LG.
23	8181713	O-Ring Seal, Large (2-244)	66	8104612	3/4" Ext. Tooth Lock Washer	105	8130026	3/8 x 1/2 Soc HD Set Screw Gr8
24	8181712	O-Ring Seal, Small (2-142)	67	8104610	3/4" N.F. Jam Nut Gr.5	106	8182185	Tube-Dipstick
25	8183156	Washer - Ø2" X Ø2 3/4" x .010	68	8182583	Chassis	107	8182186	Dipstick-Transmission
26	8110653	3/8-16 x 6" Gr5 Capscrew	69	8182579	3/4-10 x 5 Hex Hd. Cap Scr, Gr.5	108	8182786	5MM x 25MM Dowel Pin
27	8301032	3/8 Flat Washer, Zinc Plate	70	8182457	Washer, 1 1/2" x .812 x .135	109	8140667	1/4-20 x 1/4 Soc.Hd.Set Scr, Gr.8
28	8110653	3/8-16 x 6" Gr5 Capscrew	71	8182016	3/4"-10 Gr.5 Nylon Insert Lock Nut	110	8182027	Washer 7 ga. x .406 ID x 1.28 OD
29	8301032	3/8 Flat Washer, Zinc Plate	72	8106303	3/8" Whiz Lock Nut, Gr.5	111	8106302	3/8" Whiz Lock Screw, Gr.5
30	8182965	Transmission Kit	73	8106302	3/8" Whiz Lock Screw, Gr.5	113	8182550	Pivot Pin, B.L. Cylinder Rod
31	8110653	3/8-16 x 6" Gr5 Hex Hd Cap Screw	74	8182500	Tower/Air Receiver (Red)	114	8180230	B.L. Spring
32	8181207	3/8" NPT Close Nipple	75	8106303	3/8" Whiz Lock Nut, Gr.5	115	8182581	Bead Loosener Arm
33	8301032	3/8 Flat Washer, Zinc Plate	76	8106302	3/8" Whiz Lock Screw, Gr.5	116	8182579	3/4-10 x 5 Hex Hd. Cap Scr, Gr.5
36	8000516	3/8-16 Hex Lock Nut Gr5	77	8182962	Warning Decal (Standard)	117	8182457	Washer, 3/4"
37	8182571	Motor Pulley - Air Motor	78	8182950	Warning Decal (ETC30)	118	8182558	3/4" Belleville Washer
38	8182784	Motor Mounting Bracket (Red)	79	8182943	Warning Decal (HE5030)	119	8182457	Washer, 3/4"
39	8181984	Motor Bracket Kit (Early Models)	80	8182921	Warning Decal (1300)	120	8182473	Bead Loosener Shoe
40	8000516	3/8-16 Hex Lock Nut Gr5	81	8182944	Warning Decal (HX5030)	121	8107107	Grip-Handle
41	8182572	Air Motor	82	8182593	Adjustment Knob Assembly	122	8182016	3/4"-10 Gr.5 Nylon Insert Lock Nut
42	8106303	3/8" Whiz Lock Nut, Gr.5	79	8107983	Plastic Fastener	123	8181173	Bead Loosener Front Pad
			80	8107985	Flanged Air Gauge w/Fasteners	124	8181065	B.L. Center Pad
			81	8181172	3/4 x 7-1/2" Gr5 Hex Hd Cap Scr	125	8181986	Valve, 4-Way w/Pull Pin
			82	8182457	Washer, 3/4"	126	8181986	Valve, 4-Way w/Pull Pin

Ref	Part #	Description	Ref	Part #	Description	Ref	Part #	Description
127	8181986	Valve, 4-Way w/Pull Pin	173	8182904	Operating Instructions (Std)	216	8181349	Rotary Coupling
128	8181695	Cam Mounting Block	8182904-1	Operating Instructions (1300)	217	8181907	Clamp Carrier - Cyl. End	
129	8106301	1/4" H.H. Self Tap Scr., Gr.5	8182904-2	Operating Instructions (HX5030)	218	8109769	Decal, Release Valve	
130	8183031	Bracket-Valve Mounting	8182904-3	Operating Instructions (Rotunda)	219	8104844	Fitting, Barbed 1/4"	
131	8181708	Extension Spring, Pedal	8182904-4	Operating Instructions (ETC-30)	220	8101428	Hose Clamp-1/4 I.D. Hose	
132	8181989	10-24 x 3/8 Soc Head Cap Scr, Gr.8	174	8182088	5/16 x 1 Torx Screw, Gr.5	221	8106289	Ø1/4" x 22" Hose
133	8181708	Extension Spring, Pedal	175	8109888	Inflation Warning Decal	222	8106289	Ø1/4" x 22" Hose
134	8111609	Cotter Hair Pin	176	8182613	Cylinder Assembly-Table Top	223	8101428	Hose Clamp-1/4 I.D. Hose
135	8183398	Pedal Shaft	177	8180217	5/16-18 x 3/8" SHCS Gr5	224	8182005	Nylon Tube 3/8" x 20" Lg.
136	8301121	Washer	179	8181354	Bead Lifting Tool	225	8000378	1/4" Brass St. Fitting
137	8181918	Bar-Valve Brkt. Spacer	180	8182081	Filter/Lubricator Repair Kit	226	8000378	1/4" Brass St. Fitting
138	8120469	Hair Pin Cotter	181	8183881	3/8 x 7" Nylon Tube	227	8181998	Male Elbow 1/4 NPT x 3/8 Tube
139	8181369	Nut - Lock, Nyl. Ins., 1/4-20, Gr.5	182	8101898	3/8" Hose Fitting	228	8182339	Shim Kit-Swing Arm
140	8107635	5/16" Flat Washer	183	8000372	1/4" x 90° Street Ell	229	8182005	Nylon Tube 3/8" x 20" Lg.
141	8181948	Bearing-Nylon, 1/2"	184	8182952	Table Top Plate without Jets	230	8181147	Hose 3/8 x 17-1/4" Lg.
142	8181906	Clamp Carrier	185	8101898	3/8" Hose Fitting	231	8181988	Male Brch. Tee 1/4 NPT x 3/8 Tube
143	8181981	Wave Washer, 5/16" I.D.	*186	8000372	1/4" x 90° Street Ell	232	8101898	3/8" Hose Fitting
144	8181696	Lever-Cam Follower	*188	8181554	Accessory Tray Kit	235	8181988	Male Brch. Tee 1/4 NPT x 3/8 Tube
145	8183399	Clevis Pin 3/16" x 1-1/2"	*189	8108028	Tire Spreader	237	8181999	Male Elbow 1/4 NPT x 3/8 Tube
146	8181675	Pedal, Standard	*190	8181329	Spreader Base-Rim Clamp	239	8000378	1/4" Brass St. Fitting
147	8181948	Bearing-Nylon, 1/2"	*191	8235208	Motorcycle Clamp (Tall)	240	8101428	Hose Clamp-1/4 I.D. Hose
148	8181911	Spacer-Pedal	*192	8181619	Motorcycle Clamp Kit (Tall)	241	8106289	Ø1/4" x 22" Hose
149	8181948	Bearing-Nylon, 1/2"	*193	8235740	ATV Clamp (Tall)	242	8106289	Ø1/4" x 22" Hose
151	8181675	Pedal, Standard	*194	8181891	ATV Clamp Kit (Tall)	243	8182005	Nylon Tube 3/8" x 20" Lg.
152	8181948	Bearing-Nylon, 1/2"	*195	8435685	Drop Center Aid	244	8182005	Nylon Tube 3/8" x 20" Lg.
154	8182327	Spacer-Pedal	*196	8435203	Plastic Clamp Jaw	245	8101428	Hose Clamp-1/4 I.D. Hose
155	8181948	Bearing-Nylon, 1/2"	197	8109784	Manifold/Gauge Protector	246	8000378	1/4" Brass St. Fitting
157	8181675	Pedal, Standard	198	8108968	Air Gauge	247	8101428	Hose Clamp-1/4 I.D. Hose
158	8120321	1/4 x 1-1/4 Hex HD Cap Screw Gr5	*199	8182640	California Gauge Kit	248	8000376	1/4 x 90° Brass Fitting
160	8181948	Bearing-Nylon, 1/2"	201	8181998	Male Elbow 1/4 NPT x 3/8 Tube	250	8181999	Male Elbow 1/4 NPT x 3/8 Tube
161	8181707	Torsion Spring	202	8182036	Nylon Tube 3/8 OD x 12.25" Lg	251	8181191	Valve, Quick Exhaust
162	8181872	Sleeve-Torsion Spring	203	8182036	Nylon Tube 3/8 OD x 12.25" Lg	252	8000580	Nipple - Close, 1/4 NPT
163	8181918	Bar-Valve Brkt. Spacer	204	8182036	Nylon Tube 3/8 OD x 12.25" Lg	253	8181207	3/8" NPT Close Nipple
164	8182670	Spring Stop Bracket	205	8182036	Nylon Tube 3/8 OD x 12.25" Lg	254	8181195	1/2" x 3/8" Reducing Elbow
165	8181369	Nut - Lock, Nyl. Ins., 1/4-20, Gr.5	206	8181988	Male Brch. Tee 1/4 NPT x 3/8 Tube	255	8181206	Muffler-1/2" NPT
166	8182586	Foot Pedal Guard (Red)	207	8000378	1/4" Brass St. Fitting	257	8181999	Male Elbow 1/4 NPT x 3/8 Tube
167	8102459	3/8" Self Tap Screw Gr.5	208	8101428	Hose Clamp-1/4 I.D. Hose	258	8182638	7" Bead Loosener Cylinder Seal Kit
168	8106301	1/4" H.H. Self Tap Scr., Gr.5	209	8101428	Hose Clamp-1/4 I.D. Hose	259	8183327	7" Bead Loosener Cyl. Bot. Cap
170	8182457	Washer, 3/4"	210	8110497	Fitting-90 Deg. Male Elbow	260	8182016	3/4"-10 Gr.5 Nylon Insert Lock Nut
171	8182016	3/4"-10 Gr.5 Nylon Insert Lock Nut	211	8104844	Fitting, Barbed 1/4"	261	8182566	Bead Loosener Cyl. Steel Washer
172	8182788	Mount Demount Head Assembly	212	8101428	Hose Clamp-1/4 I.D. Hose	262	8182566	Bead Loosener Cyl. Steel Washer
			213	8104684	1/4 x 8" Hose	263	8182565	Bead Loosener Cylinder Shaft
			214	8000378	1/4" Brass St. Fitting	264	8182568	Bead Loosener Cyl Sleeve Barrel
			215	8101428	Hose Clamp-1/4 I.D. Hose	265	8110890	1/2-13 x 9" Long HHCS Gr5

Ref	Part #	Description	Ref	Part #	Description	Ref	Part #	Description
266	8182600	Ø3/4" X 27" Hose (Black)	311	8182090	Hose 3/4" x 61" Lg.	356	8182923	Motor Adjustment Bracket
267	8102048	Hose, 1/4" x 15"	312	8101428	Hose Clamp-1/4 I.D. Hose	357	8143044	Tinnerman Sq. Captive Nut 3/8-16
268	8182742	3/4" x 9-1/2" Hose (Black)	313	8101428	Hose Clamp-1/4 I.D. Hose	358	8106302	3/8" Whiz Lock Screw, Gr.5
269	8182497	Hose 3/8" x 36" Lg.	314	8182090	Hose 3/4" x 61" Lg.	360	8104564	Ø3/4" Hose Ring Clip
270	8101428	Hose Clamp-1/4 I.D. Hose	315	8105822	Hose Clamp-9/16 I.D. Hose	361	8106301	1/4" H.H. Self Tap Scr., Gr.5
272	8101428	Hose Clamp-1/4 I.D. Hose	316	8410419	Air Chuck	362	8180558	Key-Motor Pulley
273	8101898	3/8" Hose Fitting	317	8182464	Strainer Screen	363	8182959	Electric Motor - 115v 60Hz
274	8182020	St. Fitting, 3/4" NPT x 1/4" NPT	318	8104573	Fitting, Straight-3/4"	364	8182783	Electric Motor - 220v 50Hz
275	8101346	3/4" Hose Clamp	319	8101346	3/4" Hose Clamp	364	8180638	Motor Capacitor Only
276	8104652	Poppet, 3/4" Valve	320	8183811	Seal Kit, T. T. Cylinder	366	8120325	5/16-18 x 1 Ser. Wash.Hd.Scr., Gr.5
277	8104651	Spring, 3/4" Valve	321	8181622	Cap-Cylinder Bottom	367	8180560	Ground Cable
278	8106350	End Cap, 3/4" Valve	322	8182719	1/2-13 Locking Jam Nut, Gr.5	368	8181511	Motor Cable Assembly
279	8182071	Fitting, Special Male Branch Tee	323	8183771	Washer 2.50 Ø x .515 Ø x .064	369	8143254	Wire Joint
280	8101428	Hose Clamp-1/4 I.D. Hose	324	8181629	Shaft-Tabletop Cyl.	370	8182141	Cord-Entrance to Switch
281	8107924	3/4 Nylon Elbow	325	8181627	Sleeve-Cylinder	371	8181989	10-24 x 3/8 Soc Head Cap Scr, Gr.8
282	8181998	Male Elbow 1/4 NPT x 3/8 Tube	326	8181620	Cap-Cylinder Top	372	8183031	Bracket-Valve Mounting
283	8000378	1/4" Brass St. Fitting	327	8181633	Tie Bolt-Tabletop Cylinder	373	8181699	Lever Assembly - Switch
284	8101428	Hose Clamp-1/4 I.D. Hose	328	8103649	Ø1/4 x 12" Hose	374	8182743	Shoulder Screw - 5/16
285	8104649	Poppet, 1/4" Valve	329	8182037	Nylon Tube 1/4 OD x 10" Lg.	375	8181369	Nut - Lock, Nyl. Ins., 1/4-20, Gr.5
286	8102468	Poppet Spring, 1/4" Valve	331	8183328	7" Bead Loosener Cylr Top Cap	376	8182363	Spacer - Sw Pedal Lever-Red
287	8105671	End Cap, 1/4" Valve	332	8101346	3/4" Hose Clamp	377	8190134	1/4-20 x 3/4 Hex Hd Cap Scr Gr.5
288	8182005	Nylon Tube 3/8" x 20" Lg.	333	8101346	3/4" Hose Clamp	378	8181959	Cover-Switch
289	8111255	Spl Tee-1/4 NPT x 3/8 x 1/4 Tube	334	8182734	Muffler	379	8182682	10-24 Nylon Insert Lock Nut Gr.5
290	8109466	Valve-Piloted	335	8183770	Filter/Lube Bracket	380	8182957	Switch-Reversing
291	8110325	1/4" NPT Male Run Tee	336	8106301	1/4" H.H. Self Tap Scr., Gr.5	381	8181983	B Hd Soc Cap Scr 10-24 x 5/8, Gr.8
292	8101428	Hose Clamp-1/4 I.D. Hose	340	8181915	Pin, Dowell M5 x 20	382	8181728	Lever - Switch Actuator
293	8101428	Hose Clamp-1/4 I.D. Hose	341	8181914	1/4-20 x 3/16 Gr8 Skt Hd Set Scr	383	8000745	Washer - Flat, Ø1/4"
294	8103649	Ø1/4 x 12" Hose	342	8182026	Mount/Demount Head Assembly	384	8181982	Hx.Hd.Cp.Scr., 3MM x 12mm, Gr.5
295	8110496	Volumn Chamber	343	8182770	Bootie-Mount/Demount Head (Single)	385	8301072	#6 Internal Tooth Lk Washer
296	8109471	1/8" Brass Hex Nipple				387	8181956	Power Cable Assembly
297	8109468	Pressure Repeater	8182961		Bootie-Mount/Demount Head (Pkg of 2)	8182257		Power Cable Assy (115V CSA)
298	8110497	Fitting-90 Deg. Male Elbow	8182963		Bootie-Mount/Demount Head (Pkg of 12)	8182712		Pwr Cable Assy (220V, 50Hz, 1 Ph)
299	8101428	Hose Clamp-1/4 I.D. Hose				8106301		1/4" H.H. Self Tap Scr., Gr.5
300	8109472	1/8" Inline Filter				8150441		1/4" Star Lock Washer
301	8111083	Regulator	344	8182768	Caution Decal-B.L.	390	8301142	Washer, 1/4" Spring Lock
302	8182035	Male St Fit. 1/8 NPT x 1/4 Tube	345	8182836	Nylon Tube 3/8 OD x 15.50" Lg	391	8107440	1/4-20 Hex Nut Gr.5
303	8101428	Hose Clamp-1/4 I.D. Hose	346	8182894	Tube Protector	393	8150128	Cable Connector, 1/2"
304	8000481	Hose 1/4" x 6"	347	8181962	Filter/Lubricator	397	8120455	10-24 Self Tap Screw, Gr.2
305	8183778	Decal - Lubrication Notice	350	8120408	1/4-20 x 1-3/4 H.H. Cap Scr., Gr.5	398	8182037	Nylon Tube 1/4 OD x 10" Lg.
306	8181204	Pulley 5/8" Shaft	351	8143169	1/4-20 Whiz Lock Nut, Gr.5	399	8181587	Circuit Breaker
307	8181183	5/16-18 Nylon Insert Lock Nut, Gr.5	352	8000378	1/4" Brass St. Fitting	400	8140963	Decal - CSA Caution
308	8183502	Manifold Bleed Valve Assembly	353	8182912	Air Motor Repair Kit	401	8182960	Mount/Demount Head (PLASTIC)
309	8000378	1/4" Brass St. Fitting	354	8182809	Lube Bottle Brkt-Red	402	8183033	Washer
310	8101428	Hose Clamp-1/4 I.D. Hose	355	8182878	Panel/Side Cover			* Indicates Accessory Item

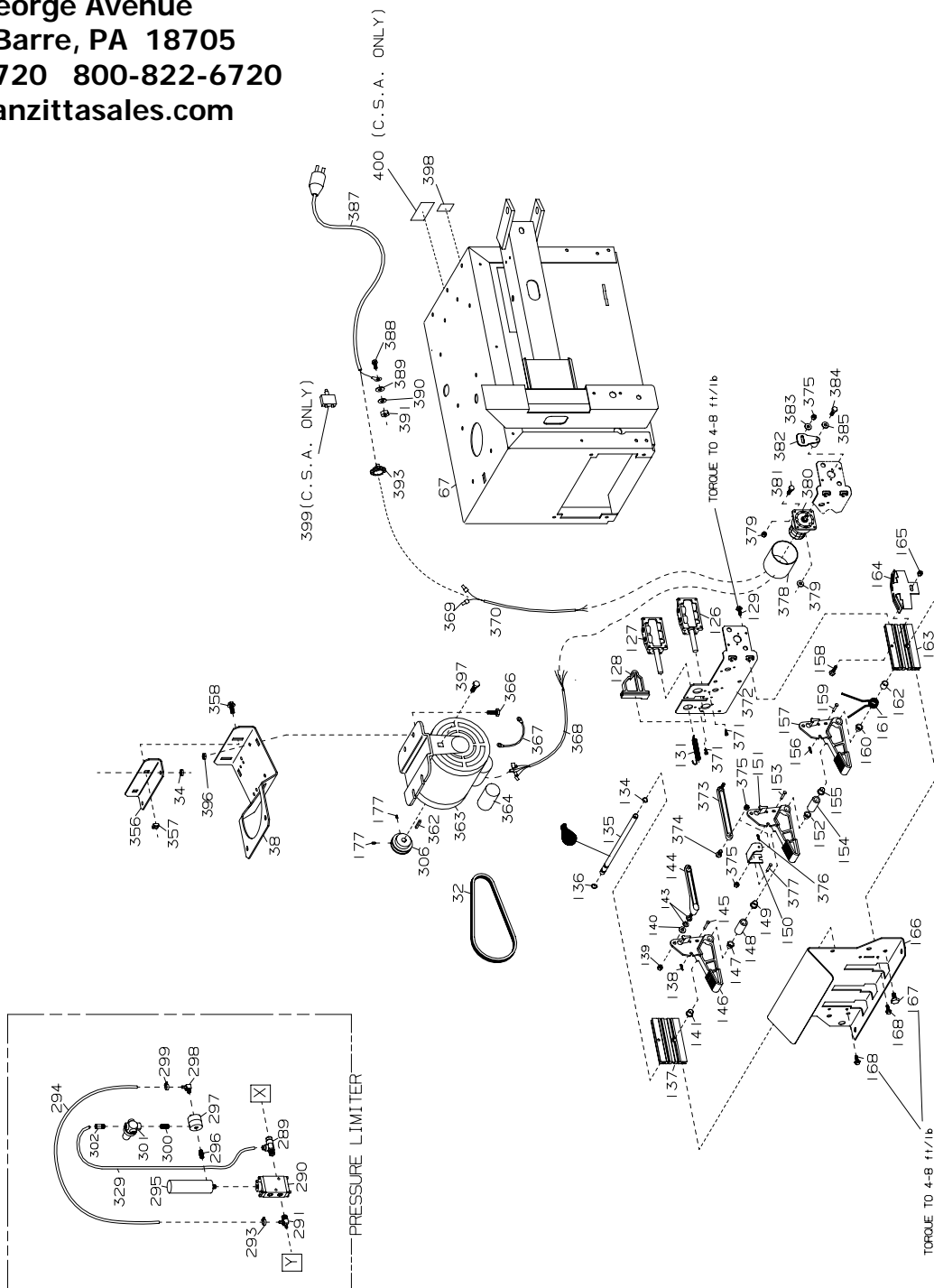
Parts Identification



Parts Identification

PANZITTA SALES & SERVICE
 72 George Avenue
 Wilkes-Barre, PA 18705
 570-822-6720 800-822-6720
 www.panzittasales.com

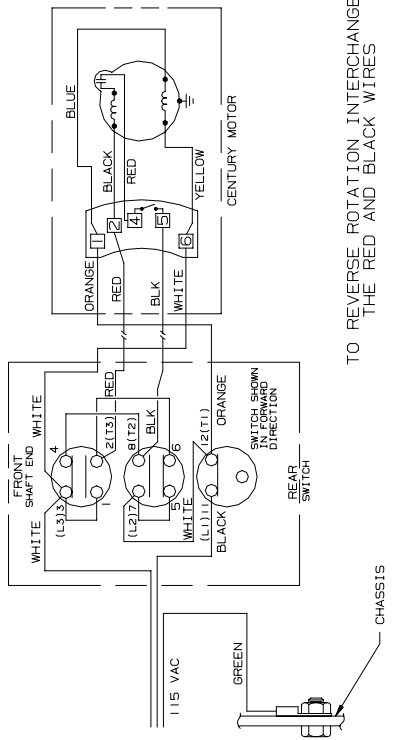
6\18290 ID



ELECTRIC MOTOR MODELS

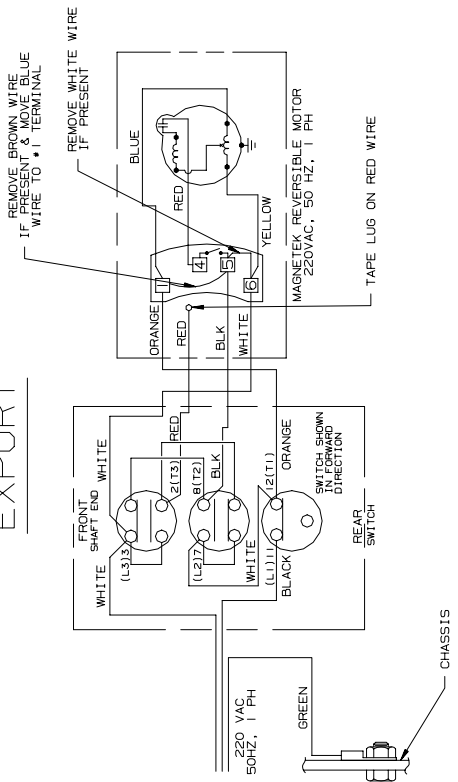
WIRING DIAGRAMS

DOMESTIC



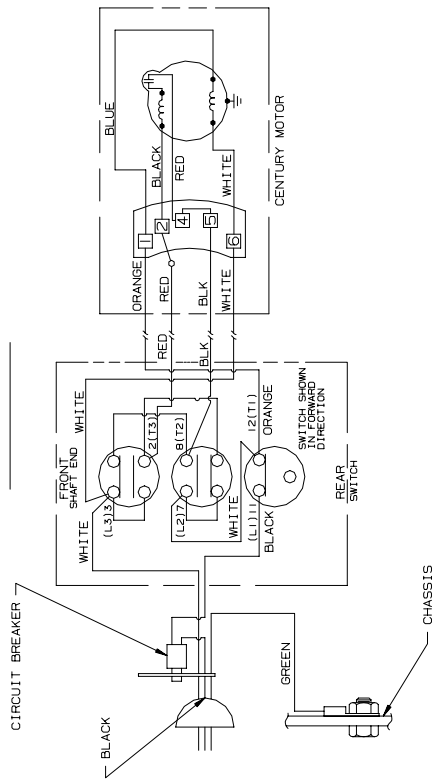
TO REVERSE ROTATION, INTERCHANGE THE RED AND BLACK WIRES

EXPORT



TO REVERSE ROTATION, INTERCHANGE THE RED AND BLACK WIRES

C.S.A.



TO REVERSE ROTATION, INTERCHANGE THE RED AND BLACK WIRES

PANZITTA SALES & SERVICE
 72 George Avenue
 Wilkes-Barre, PA 18705
 570-822-6720 800-822-6720
 www.panzittasales.com

Parts Identification

Notes

PANZITTA SALES & SERVICE
72 George Avenue
Wilkes-Barre, PA 18705
570-822-6720 800-822-6720
www.panzittasales.com

Parts Identification

Notes

PANZITTA SALES & SERVICE
72 George Avenue
Wilkes-Barre, PA 18705
570-822-6720 800-822-6720
www.panzittasales.com

Rim Clamp® Tire Changer

All-Air Unit Compressed Air Requirements

COATS® Rim Clamp® tire changers that are powered entirely by air (no electric motor) require a single compressed air power source. Refer to the table below for exact specifications.

Tire Changer Model	Compressor Size	Capable of
5030A	5HP	5 SCFM at 150 PSI
5050A	5HP	14-15 SCFM at 150 PSI
5060A	5HP	14-15 SCFM at 150 PSI

Oiler and Water Separator Maintenance

The oiler and water separator (on units so equipped) require weekly service. Oil and water levels (indicated on the level gauge on the side of each bowl) should be checked regularly

1. Drain the water from the separator by unscrewing the petcock on the bottom of the bowl. Allow water to drain and tighten petcock securely by hand.

2. Add oil to the oiler if the fluid level is more than 1/4" from the top of the gauge. Remove the filler plug in the top of the oiler, and add SAE 10W non-detergent oil or an air tool oil to bring the level up to 1/4" from the top of the gauge. Replace the filler plug and clean up any spilled oil.

3. Adjust the oil flow by pulling the red flow adjustment ring up and turning it to increase or decrease the flow. Push the ring down to lock. Watch the formation of oil drops in the see-through oil chamber. Continually cycle the bead loosener through full strokes and count the drops during the cycles. The delivery of oil to the air line should be about 1 drop per 10 cylinder cycles. Adjust the flow as required.

Note: Some older units may use an adjustment screw on top of the oiler instead of the red ring and see-through chamber. To adjust these units, turn the screw fully clockwise to stop the flow, then turn it back counterclockwise 1/4 turn.

Transmission Lubrication

Check the fluid level in the tabletop transmission with the oil check dipstick. If fluid shows on the dipstick, it is properly filled. If no fluid is present on the dipstick, add a high quality SAE 80/90 gear lubricant. Add lubricant and check the level. Stop adding lubricant when it shows on the dipstick.

Air Gauge Check and Recalibration

1. Inflate a standard 15" passenger car tire/wheel assembly to 32 PSI. Use a high quality stick-type pressure gauge to verify the pressure. Attach the tire changer's inflation hose to the valve stem and check the pressure reading on the air gauge. If it does not read 32 PSI, recalibrate the gauge.

2. Remove the screw-on lens. Loosen the 2 screws on the face of the gauge. Loosen them just enough so that the gauge face moves. Do not remove the screws.

3. Rotate the gauge face until the 32 PSI mark is aligned with the gauge needle. Tighten the 2 screws and replace the lens.

Danger, Warning, Caution, and Instructional Decals

Always make the cleaning of these important decals a part of your regular maintenance routine. If they are damaged or illegible, replace them immediately. Your safety, and the safety of others is involved!

PANZITTA SALES & SERVICE
72 George Avenue
Wilkes-Barre, PA 18705
570-822-6720 800-822-6720
www.panzittasales.com